




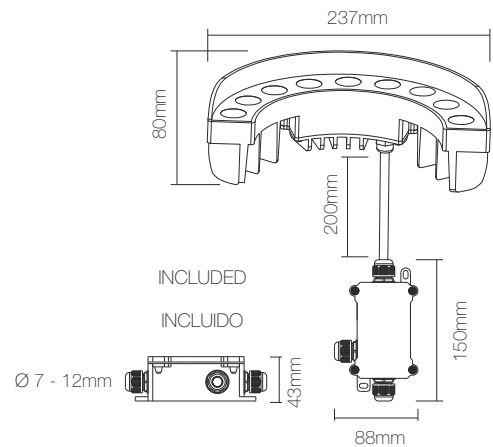
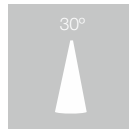


# signal



-  Driver intégré.
-  Integrated driver.
-  Driver intégré.
-  Driver integrato.
-  Driver integrado.



MULTI  
TENSION

CODE	CCT	LUMENS	CD	POWER	VOLTAGE	ANGLE	PF	A	Hz
4290	3.000 K	720	2.780	9W	100-240V	30°	> 0,6	0,07	50/60



ALUMINIUM

INOX 316

IP65

CE



+40°C  
-20°C

RoHS



>70  
CRI

